




Grade 4 Homework during the School Closure

Maintain a well-regulated life during school closure (means the school is closed) and proceed with G4 studies.

<p>Languages JPN/ENG</p>	<p>Reading Aloud (G4 textbook)</p> <ul style="list-style-type: none"> • Ask you parent or guardian to listen while you read aloud. • Start it after receiving the G4 textbooks. 	<p>“Haru no Uta” • • • Read aloud while imagining the scenes and the feelings of the flog.</p> <p>☆A reading aloud presentation will be held when school starts.</p> 
	<p>Kanji Practice</p> <ul style="list-style-type: none"> • Write and practice carefully while paying attention to the stroke orders and ending of each letter. 	<p>“Kanji Drill”</p> <ul style="list-style-type: none"> • Worksheets are for reviewing the kanji letters you studied up to the end of Grade 3. • Do only 1 page every day, which is not a lot of assignment for the day. However, try to write them carefully while paying attention to the stroke orders and ending of each letter. • Refer to the kanji notebooks you used when you were in G3 if you do not remember how to write them. <p>※For English, homework will be given during the textbook pickup on the 9th or 10th.</p>
	<p>Letter given during the Farewell Ceremony for Departing Teaches</p>	<p>Write a letter to Ms. Otsuji which will be given during the Farewell Ceremony for Departing Teachers. Write them carefully with appreciation and write your name at the end of the letter.</p>
<p>Math</p>	<p>Math Worksheets</p> <ul style="list-style-type: none"> • 20 pages 	<p>Do math worksheets (Grade 3 review).</p> <ul style="list-style-type: none"> • Ask your parents and guardians to check your answers when you are finished. Correct mistakes if there are any.
<p>Music</p>	<p>Practice the recorder and check how to use your fingers.</p>	<p>① “Puff the Magic Dragon” (Music File)</p> <ul style="list-style-type: none"> • Practice it with the recorder until you can play it without stopping. <p>② “Yama no Polka”</p> <ul style="list-style-type: none"> • Practice it with the recorder until you can play it without stopping. <p>③ Musical Note Card Practice</p> <ul style="list-style-type: none"> • Practice until you remember the musical notes using the Musical Note Card. 

☆Engaging in the activities with care (reading, writing, practicing) will help you improve your skills.

Concentrate while working on them.

☆Submit the “kanji drill,” “math worksheets,” and the “Letter for the Farewell Ceremony for the Departing teachers” when coming to school next time.

☆Proactively engage in self-studies and show your achievements to your teachers. (Notebooks and drills)