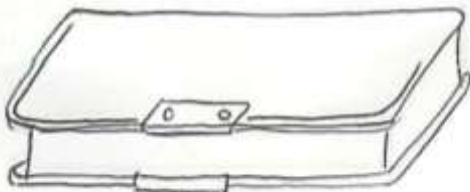


Things to Bring


Pencil case

Please prepare a square-type pencil case (plain exterior, no pictures).



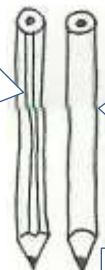
When students replace their pencil cases, please ensure it is of simple design

Avoid purchasing cases that may make a loud sound if




Pencil case contents

Pencils
4 or 5 2B pencils
1 red pencil
Other necessary items will be announced in class

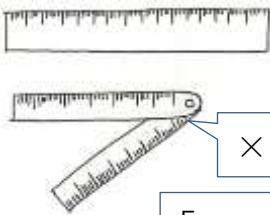


Sharpen them every day at home


No design




Ruler
About 15cm long
Can fit in the pencil case




Eraser
Plain and easy to use



Desk box




Scissors
Should be for their dominant hand, and the point should be fairly rounded



Liquid-type glue
Used in art class

- Name pen (oil-based pen)
- Colored pencils (12 colors is sufficient, sharpened at home)
- Pastel crayons (Grades 1 and 2)
(For grades 3 and up, please keep the crayons at home)




Glue stick
Used for gluing papers in class

The following will be kept in the desk box only if they are needed for class

- Stapler
- cellophane tape


Shoes (indoor)

Indoor shoes should be washed every week




Indoor shoes should be slip-on style, or white sneakers. These shoes will be worn while in the school, and during P.E.

Student's name should be written in an easily visible



Shoes (outdoor)

Outdoor shoes should be comfortable sneakers that fit well. Depending on the P.E. class, it may be necessary to change from indoor to outdoor shoes, so it is important for students to have comfortable shoes with good support.



Student's name should be written on the inside of their outdoor shoes

School Lunch



Lunch mat
 Desk size (45x65cm)
 Tray size (30x30cm)
 Lunch mat should be bigger than the tray but smaller than the desk
 Please wash it regularly to keep it hygienic

- Lunch bag
- Lunch mat
 - Tooth brush
 - Cup
 - Mask



Mask
 Students on lunch duty will always wear masks. Depending on the grade, all students may need to wear masks while food is being served.



Tooth brush
 Cup (plastic)

Attire • School Hat

Students' attire should not hinder their activities at school.
 Skirt length, jacket length, type of material, neck opening, ease of changing, arm length, and such, should all be taken into consideration.

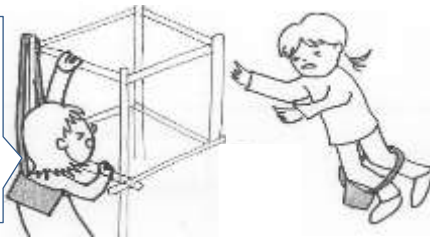
Grade 1 Yellow hat (all year)
 Grades 2~6 School hat (navy)
 June ~ Sept. (white)

Please replace the elastic strap if it gets stretched out



Students' hair should be braided or tied back to keep it from falling in their faces


Pouch strings can be dangerous. Keep your handkerchief in your pocket.



Umbrella

For safety reasons, please ensure their umbrella is an appropriate size

If an umbrella is borrowed from the school, please dry it at home before returning it.



Things to Bring

Please write your child's name on all of their various bags. Music bag, lunch bag, music bag, art bag, and P.E. bag

Jump rope
 Please adjust their jump rope for their height



